



## Installation of the headlight fairing


Position headlight fairing (2) on the relevant support (4) by engaging headlight tabs (A) in support seats (S).





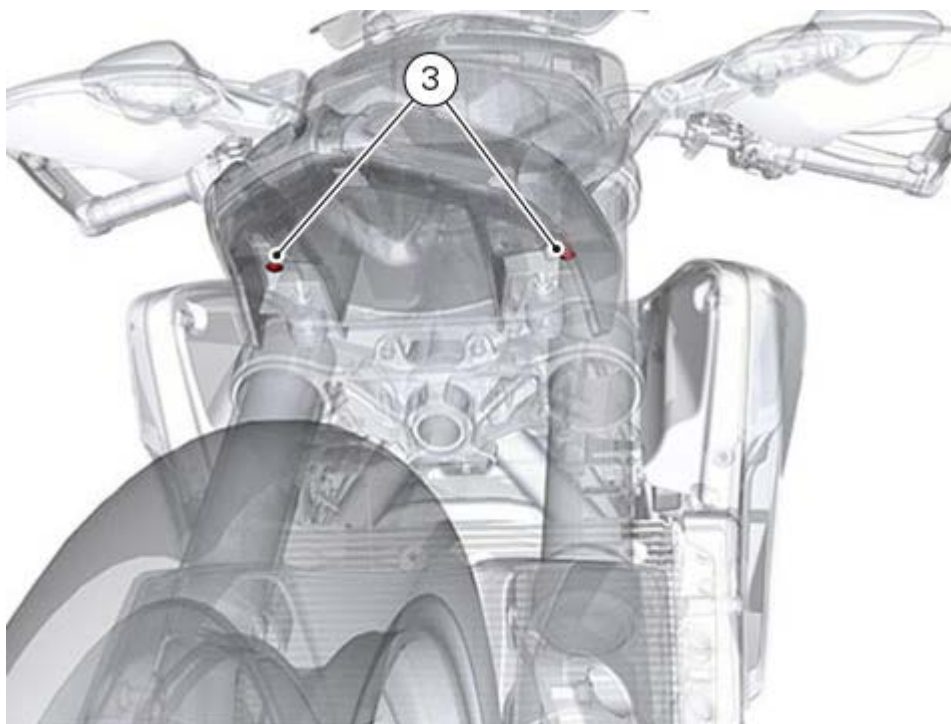









Start screws (3) securing headlight fairing (2) to the headlight lower bracket.




Start screws (1) securing headlight fairing (2) to the headlight support.  
Tighten screws (1) and (3) to a torque of  $2 \text{ Nm} \pm 10\%$ .





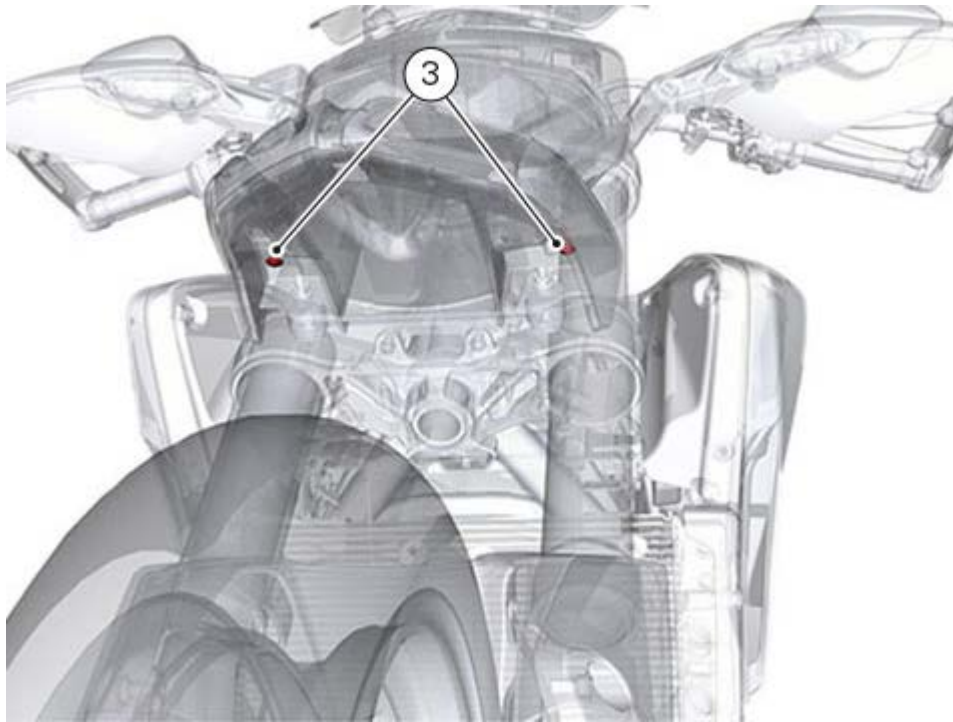
## Removal of the headlight fairing

Undo and remove screws (1) securing headlight fairing (2) to the headlight support.



Undo and remove screws (3) securing headlight fairing (2) to the headlight lower bracket.





Slide out headlight fairing (2) from the relevant support (4).

